

Screw to Connect Coupling FET Series

High Pressure Non-Spill Quick Couplings
with Common Interchange Profile



Connect with Confidence

Parker's FET Series couplings are built to be used in high pressure, high impulse applications that require the security of a threaded connection and the ability to connect and disconnect under residual pressure.

Manufactured from high grade materials, our FET Series couplings are built to be the work horse in the most demanding hydraulic applications. With a durable Brinell resistant design and a unique stainless steel valve, these couplings perform with reliability under rugged conditions.

Made in the USA, FET Series coupling are interchangeable with similar European style thread to connect couplings.



Contact Information: FET Series Features:

Parker Hannifin Corporation
Quick Coupling Division
8145 Lewis Road
Minneapolis, MN 55427

phone 763 544 7781
fax 763 544 3418
qcdorders@parker.com
www.parker.com/quickcouplings

- Up to 6000 psi operating pressure
- Connect under residual pressure up to 5000 psi
- Disconnect under residual pressure up to 2500 psi
- Interchanges with similar screw to connect couplings
- High impulse resistance
- High strength materials
- FNC coating for extended durability and corrosion resistance
- Robust threaded connection
- Visual connection indicator



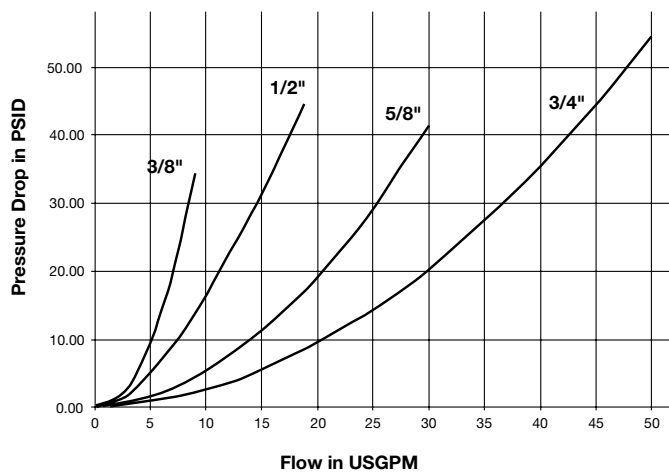
ENGINEERING YOUR SUCCESS.

FET Series Specifications

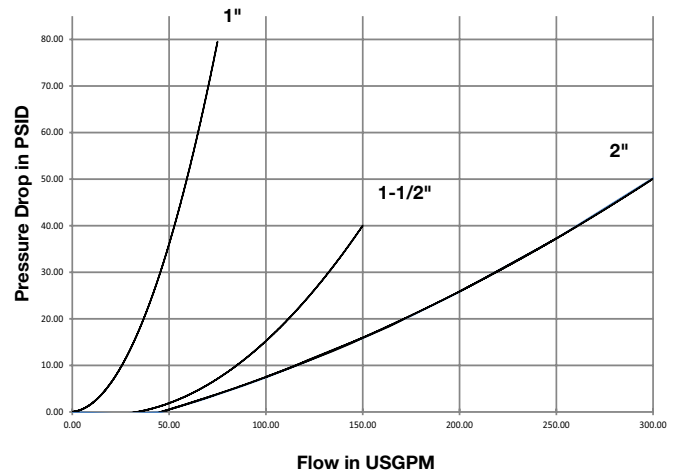
| Body Size (inch) | Euro Interchange Size | Temperature Range | Seal Material | Body Material | Valve Material | Sleeve Type | Plating |
|------------------|-----------------------|-------------------|----------------------|---------------|-----------------|-------------------|-------------|
| 3/8 | 9 | -40° to +250° F | Nitrile/Polyurethane | Steel | Stainless Steel | Thread to Connect | FNC Coating |
| 1/2 | 13 | | | | | | |
| 5/8 | 15 | | | | | | |
| 3/4 | 17 | | | | | | |
| 1 | 21 | | | | | | |
| 1 1/2 | 30 | | | | | | |
| 2 | 45 | | | | | | |

Performance

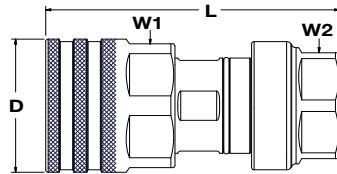
FET Series (3/8", 1/2", 5/8" & 3/4")
Test Fluid: Oil - 150 SUS



FET Series (1", 1-1/2", & 2")
Test Fluid: Oil - 150 SUS

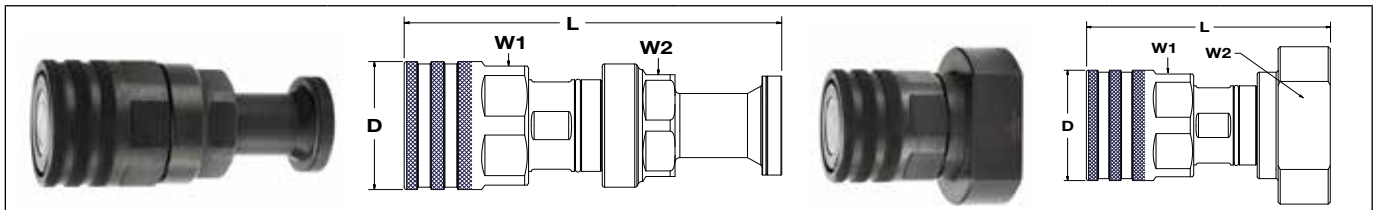


FET Series Couplers



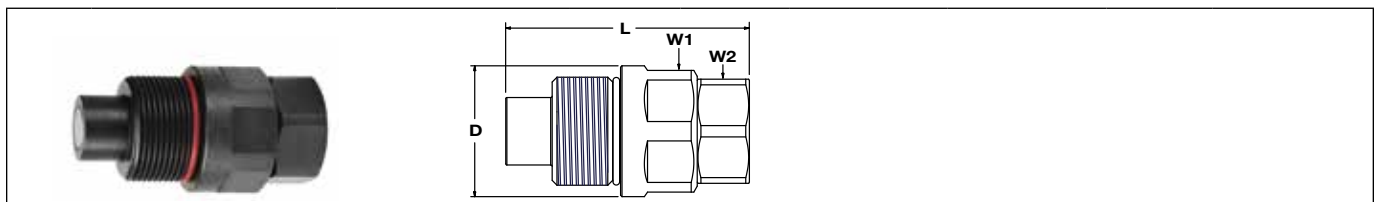
| Body Size | Coupler Part Number | Port End | Length (in) | Dia (in) | Wrench Flats W1 | Wrench Flats W2 | Weight (lbs) | Rated Pressure (psi) |
|-----------|---------------------|---------------------|-------------|----------|-----------------|-----------------|--------------|----------------------|
| 3/8 | FET-371-8FO | 3/4 - 16 UNF | 3.83 | 1.65 | 38 mm | 30 mm | 0.91 | 6000 |
| 3/8 | FET-371-8FP | 1/2 - 14 NPTF | 3.91 | 1.65 | 38 mm | 30 mm | 0.92 | 6000 |
| 1/2 | FET-501-10FO | 7/8 - 14 UNF | 3.82 | 2.05 | 48 mm | 1 1/2 in | 1.40 | 6000 |
| 1/2 | FET-501-8FP | 1/2 - 14 NPTF | 3.70 | 2.05 | 48 mm | 1 1/2 in | 1.38 | 6000 |
| 5/8 | FET-621-12FO | 1 1/16 - 12 UNF | 4.66 | 2.12 | 50 mm | 1 5/8 in | 2.06 | 6000 |
| 5/8 | FET-621-12FP | 3/4 - 14 NPTF | 4.52 | 2.12 | 50 mm | 1 5/8 in | 2.03 | 6000 |
| 3/4 | FET-751-16FO | 1 5/16 - 12 UNF | 5.44 | 2.31 | 55 mm | 2 in | 3.30 | 6000 |
| 3/4 | FET-751-16FP | 1 - 11 1/2 NPTF | 5.44 | 2.31 | 55 mm | 2 in | 3.35 | 6000 |
| 1 | FET-1001-20FO | 1 5/8 - 12 UNF | 5.83 | 2.75 | 65 mm | 2 3/16 in | 4.72 | 6000 |
| 1 | FET-1001-20FP | 1 1/4 - 11 1/2 NPTF | 5.83 | 2.75 | 65 mm | 2 3/16 in | 4.76 | 6000 |
| 1 1/2 | FET-1501-24FO | 1 7/8 - 12 UNF | 7.08 | 3.75 | 85 mm | 2 5/8 in | 10.01 | 5000 |
| 1 1/2 | FET-1501-24FP | 1 1/2 - 11 1/2 NPTF | 7.08 | 3.75 | 85 mm | 2 5/8 in | 10.06 | 5000 |
| 2 | FET-2001-32FO | 2 1/2 - 12 UN | 11.67 | 7.52 | - | 3 3/4 in | 33.73 | 5000 |
| 2 | FET-2001-32FP | 2 - 11 1/2 NPTF | 11.67 | 7.52 | - | 3 3/4 in | 34.05 | 5000 |

FET Series Couplers - Code 62 Flange



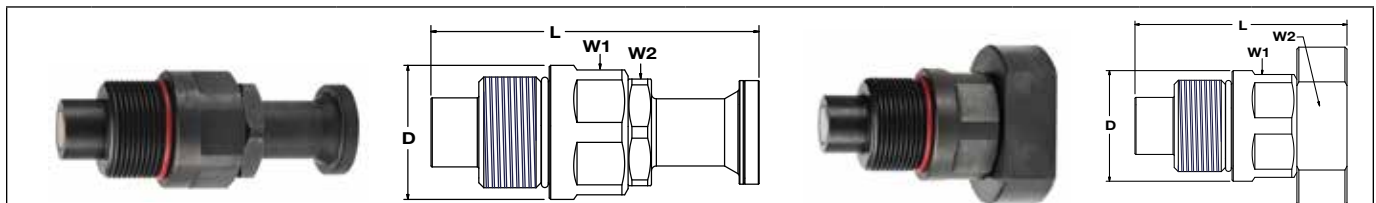
| Body Size | Coupler Part Number | Port End | Bolt Thread Size | Length (in) | Dia (in) | Wrench Flats W1 (mm) | Wrench Flats W2 (in) | Weight (lbs) | Rated Pressure (psi) |
|-----------|---------------------|-------------|------------------|-------------|----------|----------------------|----------------------|--------------|----------------------|
| 3/4 | FET-751-16SF | Flange Head | - | 7.60 | 2.31 | 55 | 2 | 4.17 | 6000 |
| 3/4 | FET-751-16SFP | Flange Pad | 7/16 - 14 UNC | 5.45 | 2.31 | 55 | 2 3/4 | 4.82 | 6000 |
| 1 | FET-1001-20SF | Flange Head | - | 7.78 | 2.75 | 65 | 2 3/16 | 5.44 | 6000 |
| 1 | FET-1001-20SFP | Flange Pad | 1/2 - 13 UNC | 5.83 | 2.75 | 65 | 3 | 6.90 | 6000 |
| 1 1/2 | FET-1501-24SF | Flange Head | - | 9.83 | 3.75 | 85 | 2 5/8 | 11.37 | 5000 |
| 1 1/2 | FET-1501-24SFP | Flange Pad | 5/8 - 11 UNC | 6.82 | 3.75 | 85 | 2 5/8 | 13.31 | 5000 |

FET Series Nipples



| Body Size | Nipple Part Number | Port End | Length (in) | Dia (in) | Wrench Flats W1 | Wrench Flats W2 | Weight (lbs) | Rated Pressure (psi) |
|-----------|--------------------|---------------------|-------------|----------|-----------------|-----------------|--------------|----------------------|
| 3/8 | FET-372-8FO | 3/4 - 16 UNF | 3.51 | 1.60 | 38 mm | 1 1/4 in | 0.99 | 6000 |
| 3/8 | FET-372-8FP | 1/2 - 14 NPTF | 3.51 | 1.60 | 38 mm | 1 1/4 in | 0.99 | 6000 |
| 1/2 | FET-502-10FO | 7/8 - 14 UNF | 3.70 | 1.88 | 44 mm | 1 1/8 in | 1.14 | 6000 |
| 1/2 | FET-502-8FP | 1/2 - 14 NPTF | 3.50 | 1.88 | 44 mm | 1 1/8 in | 1.13 | 6000 |
| 5/8 | FET-622-12FO | 1 1/16 - 12 UNF | 4.21 | 2.12 | 50 mm | 1 5/8 in | 2.05 | 6000 |
| 5/8 | FET-622-12FP | 3/4 - 14 NPTF | 4.08 | 2.12 | 50 mm | 1 5/8 in | 2.02 | 6000 |
| 3/4 | FET-752-16FO | 1 5/16 - 12 UNF | 4.72 | 2.31 | 55 mm | 2 in | 2.76 | 6000 |
| 3/4 | FET-752-16FP | 1 - 11 1/2 NPTF | 4.65 | 2.31 | 55 mm | 2 in | 2.72 | 6000 |
| 1 | FET-1002-20FO | 1 5/8 - 12 UNF | 5.12 | 2.75 | 65 mm | 2 3/16 in | 4.31 | 6000 |
| 1 | FET-1002-20FP | 1 1/4 - 11 1/2 NPTF | 5.12 | 2.75 | 65 mm | 2 3/16 in | 4.35 | 6000 |
| 1 1/2 | FET-1502-24FO | 1 7/8 - 12 UNF | 5.94 | 3.75 | 75 mm | 2 5/8 in | 7.94 | 5000 |
| 1 1/2 | FET-1502-24FP | 1 1/2 - 11 1/2 NPTF | 5.94 | 3.75 | 75 mm | 2 5/8 in | 8.00 | 5000 |
| 2 | FET-2002-32FO | 2 1/2 - 12 UN | 8.56 | 5.70 | 4 1/2 in | 3 3/4 in | 25.51 | 5000 |
| 2 | FET-2002-32FP | 2 - 11 1/2 NPTF | 8.56 | 5.70 | 4 1/2 in | 3 3/4 in | 25.83 | 5000 |

FET Series Nipples - Code 62 Flange



| Body Size | Nipple Part Number | Port End | Bolt Thread Size | Length (in) | Dia (in) | Wrench Flats W1 (mm) | Wrench Flats W2 (in) | Weight (lbs) | Rated Pressure (psi) |
|-----------|--------------------|-------------|------------------|-------------|----------|----------------------|----------------------|--------------|----------------------|
| 3/4 | FET-752-16SF | Flange Head | - | 6.32 | 2.31 | 55 | 2 | 3.10 | 6000 |
| 3/4 | FET-752-16SFP | Flange Pad | 7/16 - 14 UNC | 4.74 | 2.31 | 55 | 2 3/4 | 4.33 | 6000 |
| 1 | FET-1002-20SF | Flange Head | - | 6.70 | 2.75 | 65 | 2 3/16 | 4.71 | 6000 |
| 1 | FET-1002-20SFP | Flange Pad | 1/2 - 13 UNC | 5.27 | 2.75 | 65 | 3 | 6.78 | 6000 |
| 1 1/2 | FET-1502-24SF | Flange Head | - | 7.77 | 3.75 | 75 | 2 5/8 | 8.08 | 5000 |
| 1 1/2 | FET-1502-24SFP | Flange Pad | 5/8 - 11 UNC | 5.94 | 3.75 | 75 | 2 5/8 | 12.17 | 5000 |

FET Series Dust Caps and Plugs



| Body Size | Nipple Dust Cap | Coupler Dust Plug |
|-----------|-----------------|-------------------|
| 3/8 | FET3DC-01 | FET3DP-01 |
| 1/2 | FET5DC-01 | FET5DP-01 |
| 5/8 | FET6DC-01 | FET6DP-01 |
| 3/4 | FET7DC-01 | FET7DP-01 |
| 1 | FET10DC-01 | FET10DP-01 |
| 1 1/2 | FET15DC-01 | FET15DP-01 |
| 2 | FET20DC-01 | FET20DP-01 |



Replacement (Red) O-Ring for FET Series Nipple Body

| Body Size | O-Ring Part Number | Reference Nipple Part Number |
|-----------|--------------------|------------------------------|
| 3/8 | 50001-122-0160 | FET-372-XXX |
| 1/2 | 50001-219-0160 | FET-502-XXX |
| 5/8 | 50001-222-0160 | FET-622-XXX |
| 3/4 | 50001-224-0160 | FET-752-XXX |
| 1 | 50001-226-0160 | FET-1002-XXX |
| 1 1/2 | 50001-335-0160 | FET-1502-XXX |
| 2 | 50001-351-0160 | FET-2002-XXX |

